







October Home Reading

I		To	read
Read to your mom for 10 minutes!	Read in the bath tub! 	Read in your PJs! 	Read on a Wednesday!
Snuggle under a blankie to read!	Read a Halloween Story! 	Read under the covers with a flash light!	Read to your dad for 10 minutes!
 Read on the couch!	Read to your favourite stuffie!	Read in your Halloween Costume!	Read on the stairs! 

Try to fill one square every day in October!

On November 1st bring this page back to school!

Have fun with October reading!

Here are some books that I read in October!

1. _____

2. _____

3. _____

4. _____

5. _____

6. _____

7. _____

EASY words

for me to read!

NEW words

I learned to read!



Dear Grade One Parents;

We are VERY EXCITED to be starting our Grade One Home Reading Program!!

Your child is bringing home a Book Bag, containing a very easy book to read! Easy is best for beginning readers- it builds confidence and enthusiasm! The children will have the opportunity to "move through" the reading baskets- but we want this to be fun and easy- so offer lots of support and encouragement! So here it is- the Grade One

I Love to Read BINGO GAME!!!!



How to play:

- 1- Choose a square to "play".
- 2- Choose any book- one from school, home, the library, or the book order!
- 3- Follow what the square says- then READ!
- 4- Colour that square showing that you completed it!
- 5- Turn over the page and fill in the boxes- add your favourite books, print some easy to read words, and even record a few new words!

At the end of October, return the Home Reading Game Board to school! A prize will be waiting for your child upon handing in their October form!

A sticker will go on the class reading chart, and well... there is a very special surprise every Grade One Student who completes the WHOLE BOARD!

No more hints- you'll just have to read and wait and see! Have fun with October Reading!

Love, Mrs. Boo-vier and Mrs. Tomb-son ;)