



Gr. 1- Learning at Home Plan -3

April 20-24, 2020. "Whee! Going great in Wk. 3!"

Helpful Notes to Parents:

** Welcome to our first 5 day week!! WOO HOO! **


- Remember we are trying to "maintain continuity of learning," about 60 mins a day
- Please DO NOT let your child enthusiastically work ahead on worksheets/ workbooks
- Worksheets/ Art pages are in your child's "Slippery (plastic) Blue Work Folder"

PLEASE Remember! You can choose any, all (or none) of the activities!

♡ Do what works for your family and what fits into your lives! ♡

Math Support:

- MEMORIZATION is not expected for Odd/ Even numbers!
- there is a numberline on pg. 5/ or use counters to solve + / - equations
- please mark/ correct your child's work, and watch out for numeral reversal



Phonics Book: Gr. 1 ONLY this week- pages 74-87


(Gr. 1A- double check your pages are completed!)

- please mark/ correct your child's work

Spelling Words: /CH/ blend this week

Gr.1 and Gr.1A- UNIT 23 /ch/- pages 50-51

Gr. 1A ONLY- UNIT 26 /ing/ - pages 56-57



Classroom On-line Meeting (Optional) Email invitation to come!

Gr. 1 THURSDAY, April 23rd @ 10:00

Gr. 1A- THURSDAY, April 23 @ 11:00

Questions? Please email us! M- F- 8:30 – 3:30

abouvier@sosschool.ca



jthomson@sosschool.ca




Gr. 1- Learning at Home Plan -3

April 20-24, 2020. "Whee! Going great in Wk. 3!"

Message from Mrs. B & Mrs. T

HAPPY SPRING! We hope you are all enjoying the warmer days of Spring! We miss being with you every day but we love seeing your faces on Seesaw and all the awesome work you are doing! Keep it up because you make us smile everyday! 😊 Love Mrs. B and Mrs. T 💖



☐ Grow Your Faith- Call To Faith Bk- Ch. 12 "Saints"

Gr. 1 please read/ discuss pages 153- 167 (they should be done!)

Gr. 1A- read/discuss and DO pages 153- 167

CHALLENGE Covid-19 Family discussion/prayer page:

Pg. 6/7- of this Work Plan has an OPTIONAL family prayer/response page provided to us from our Call To Faith publisher

Pg. 8- Justin Trudeau speech to children/ Lego animation video

☐ Raz-Kids Reading Daily – Try to read 15-20 minutes/day.

Log into www.raz-kids.com. Teacher: "abouvier123" OR "jthomsonh"

Monday

Tuesday

Wednesday


Thursday

Friday

☐ Math: - ODDS & EVEN Booklet. Complete any **3 pages** this week

☐ Phonics: Gr. 1 ONLY this week- pages 74-87

(Gr. 1A- double check your pages are done!)



☐ Spelling Focus for the Week:

- ch

Go to page 2 😊

□ Journal Idea-

In your **GREEN Journal** write 3 connected sentences with capitals, periods and details!
It is Earth Day! I can care for the earth by_____.

□ Art Project:

Design an Earth Day poster! **Challenge:** Post a pic of your poster on **Seesaw!**



CHALLENGE Art Project: Show your love and appreciation for the “Front Line Workers” helping all of us be safe and healthy during the Covid-19 crisis.

Decorate your front door or window with hearts!



□ SEESAW Online Learning: -Log into your Journal!

- **SeeSaw activity**: 1 - FOCUS: "Charlie's Dad" (CH words)- April 20
 2 - FOCUS: "Find & Sort CH words"- April 20
 3 - FOCUS: "King Penguins" (-ing words)- April 21
 4 - FOCUS: Read 2 Earth Day books- April 21
 5 - FOCUS: Earth Day- Read & Respond- April 22
 6 - FOCUS: "Earth Day ABC"- April 22
 7 - FOCUS: Earth Day Poems- April 23
 8 - FOCUS: "Odd or Even?"- April 23
 9 - FOCUS: "The King's Singer"- April 24- Gr 1A only
 FOCUS: Chocolate Fever - April 24- Gr 1 only
 10 - FOCUS: Earth Day Sort- April 24th



□ **SeeSaw activity**: Check for PE +/- or French - MONDAYS

□ Spelling Focus for the Week: - ch

Practise reading these words out loud. Print them on your white board!

CHALLENGE: Print the words in sentences in your SPELLING BOOK.

Regular	Challenge	Super
1. chap	1. batch	1. touch
2. chip	2. munch	2. children
3. chop	3. child	3. enchanted
4. chest	4. porch	4. chocolate
5. rich		
6. such		
7. much		
8. lunch		



We hope you had a fun **EARTH DAY** week!

Love, Mrs. Thomson & Mrs. Bouvier

The below materials are **OPTIONAL**.

They might help you discuss the Covid-19 Crisis with your child, and help them gain some understanding, which in some small way might help to lessen any anxiety or worry they are feeling.

LOYOLAPRESS.



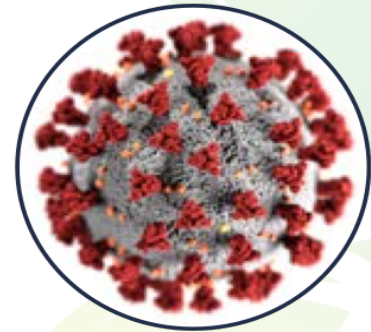
Name _____

SPECIAL LESSON Responding to the Coronavirus

Caring for Ourselves and Others

A **virus** is a very small particle that can be seen only through a microscope. Although these particles are tiny, they have the power to make some people sick. The Coronavirus is one such virus. These particles can fly through the air and land on anything that is within three feet. That's why we want to stand or sit about six feet away from one another and sometimes stay home from events where a lot of people gather. This is called **social distancing**.

In the spaces below, write or draw things you will do to help protect yourself and what you will do to help protect others.



This is an illustration of a particle of the Coronavirus. A real virus particle is many times smaller than a period at the end of a sentence and can be seen only through a powerful microscope.

I Can Help Protect Myself

I Can Help Protect Others



Live in Hope and Prayer

We can see the presence of God and God's grace in the people who help care for those in need and the people who work to keep us safe.

Think about those who have been affected by the virus and those who are helping care for them. Fill in the chart below using words or pictures.

Scripture

May the God of hope fill you with all joy and peace in believing, so that you may abound in hope by the power of the holy Spirit.

Romans 15:13

Person in Need

Person Who Helps



Person in Need

Person Who Helps



Person in Need

Person Who Helps



Prayer

*Heavenly Father,
Please help us to stay strong in body as well as in spirit,
to have the wisdom and prudence to do what is called for,
to have empathy for all those who are suffering,
and to live in your love, presence, and strength. Amen.*

LOYOLA PRESS.
A JESUIT MINISTRY
www.loyolapress.com

Covid-19. OPTIONAL MATERIALS continued

This is a now-famous video made by Tyler Walsh, a Winnipeg father with his children.

This family used Lego pieces to act out a speech given by Prime Minister Trudeau that was directed to the children of Canada during the Covid-19 crisis (time= 1:30)



link:

<https://safeYouTube.net/w/sUQ6>

Justin Trudeau Speaks to the
Children of Canada

