



# Gr. 1- Learning at Home Plan -1

April 6-9, 2020. "Can we do this? YES WE CAN!!"

## Helpful Notes to Parents:

- Please know that Angela & Jacqui are "virtually meeting" weekly to plan together.
- Any work sheets we mention in the weekly plans can be found in your child's "Slippery (plastic) Blue Work Folder" or in the workbooks/ booklets
- please DO NOT let your child be overly enthusiastic and start working "ahead"
- Please Understand that the two classes are at slightly different pages on some work books/ booklets. This will work itself out, but pay attention to "Gr 1" or "Gr 1A".
- we will be adding "online learning" s-t-o-w-t-y. This is new for all of us! Deep breath!

PLEASE Remember! You can choose any, all (or none) of the activities! Do what works for your family and what fits into your lives during all of this craziness!

Religion: Call To Faith Book: please read/ discuss assigned pages with your child

### Math Support:

- the children are accustomed to using a numberline to solve addition/ subtraction equations- you might have to show how to use the ruler, or make a paper numberline for their use. Some may prefer to use physical counters.
- please mark/ correct your child's work, and watch out for numeral reversals

### Spelling/ Phonics Support:

- help your child understand instructions (omit sections you can't figure out)
- mark/correct your child's work, watch out for letter reversals, & punctuation

**\*\* Please remember this is a 4 day week! \*\***

Feel free to email us! M- F- 8:30 – 3:30

[abouvier@sosschool.ca](mailto:abouvier@sosschool.ca)

[jthomson@sosschool.ca](mailto:jthomson@sosschool.ca)



# Gr. 1- Learning at Home Plan -1

April 6-10, 2020. **"Can we do this? YES WE CAN!!"**

Message from Mrs. B & Mrs. T

Happy Spring, Grade One! We and we miss you hope you are doing well! We have been into the classrooms and guess what? The potatoes have sprouted! Be sure to check out the photos on our class websites! The fish are happy too! You can choose as many of the activities as you like- but always be sure to have fun!

- Grow Your Faith- This is HOLY WEEK! Show the LENT Book to your parents.
  - Colour your LENT PATH all the way to number 35. Keep colouring a number each day!
  - Do 3 pages: Palm Sunday story, Word Search and Last Supper.Watch "The Easter Story" on YouTube.



<https://www.youtube.com/watch?v=OPSGoPdKQFQ&list=PLMNJ81XrQVoYXFG-NGD6jnvDPKmhEKbu7&index=9&t=461s>

- Core Competency Focus: I can take responsibility for my learning.
  - Find a space where you will do your At Home Learning. Set it up with pencils, crayons, your workbooks and anything else you will need.
- Raz-Kids Reading Daily - Log into www.raz-kids.com.  
Teacher: "abouvier123" OR "jthomsonh"
  - Monday     Tuesday     Wednesday     Thursday     Friday
  - Try to read 15-20 minutes/day. Don't forget to read other books and fill your Home Reading Log!
- Math- ODDS & EVEN Booklet. Complete any 2 pages this week.
- Spelling Workbook- Complete Unit 21, /SH/ pg. 46-47.
- SEESAW (online)- see page 4

Gr. 1- Learning at Home Plan 1 April 6-10, 2020 Pg 2

- ☐ Journal Idea- It is Holy Week! In Holy Week \_\_\_\_\_.  
In your Journal try writing 3 connected sentences with capitals, periods and details!

- ☐ Spelling Focus for the Week:

- sh

Practise reading these words out loud. Print them on your white board!

**CHALLENGE:** Print the words in sentences in your SPELLING BOOK.


Regular	Challenge	Super
1. wish	1. shout	1. shy
2. dish	2. shall	2. shiver
3. shop	3. shrimp	3. shower
4. ship	4. wishing	4. wishes
5. shell		
6. shin		
7. shot		
8. swish		

- ☐ **Art Project:** Gr 1- Colour/ cut out the crown of thorns cross.  
Gr 1A- Colour/ cut out the heart.

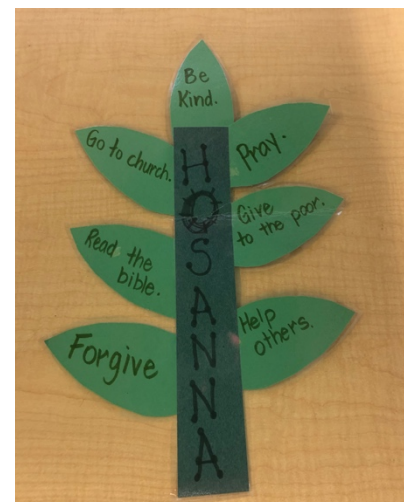
**CHALLENGE** Art Project: Make a Palm Branch.

Print HOSANNA (it means KING!) in the middle. Glue leaves on the sides. On the leaves print ways you show Jesus is Our King!

WATCH:



<https://www.google.com/search?q=the+donkey+no+one+could+ride+youtube&oq=the+don&aqs=chrome.0.69i59j69i57j46j0l3j46j69i61.3079j0j8&sourceid=chrome&ie=UTF-8&safe=active&ssui=on>




□ SEESAW Online Learning:

- with your parent, and a tablet/computer, set up your SeeSaw app
- Log in (info sent in a separate email Monday afternoon)

□ SeeSaw activity: Gr. 1 Your Workspace

□ SeeSaw activity: PE

□ SeeSaw activity: French



Hope you had a fun week!

Have a Happy Holy Week!

Love, Mrs. Bouvier & Mrs. Thomson

## Odds and Evens printable... Remember....

- any number is EVEN if it ends with an EVEN number

22

34

46

58

80

104

- any number is ODD if it ends with an ODD number

25

33

47

59

81

107



0 2 4 6 8 even numbers are great!



1 3 5 7 9 odd numbers are fine!