



Gr. 1- Learning at Home Plan - 6

May 11 - 15th, 2020

Helpful Notes to Parents

- Remember we are trying to "maintain continuity of learning," about 60 mins a day


♥ PLEASE Remember! Do what works for your family and what fits into your lives! ♥

THIS WEEK (and NEXT week) are 4-day weeks! WOOT WOOT!

(Friday is a scheduled Non-Instruction Day and Monday is Victoria Day)

Math Support: - we are starting MEASUREMENT!!

- we are starting with non-standard measurement- measuring, but not with a ruler!
- the children will use paper clips, cubes, handprints, footprints etc. to measure
- please show how to line these items up, end to end to end, and how to count/ record
- please do not worry about "½" (such as 9 ½ cubes)- just round up or down




□ Call To Faith Bk- Ch. 14 "Making Choices"

Please read/ discuss pages 179 - 188

NOTE- Next week we'll be taking a break from this book to focus on Mary!

Spelling Book: - AR WORDS this week- Unit 22- pgs. 48-49

- ONG WORDS this week- Unit 24- pgs. 52-53



Classroom On-line Meeting (Optional) Email invitation to come!

Gr. 1 THURSDAY, April 30th @ 10:00


Gr. 1A THURSDAY, April 30th @ 11:00

Questions? Please email us! M- F- 8:30 - 3:30

abouvier@sosschool.ca



jthomson@sosschool.ca



Gr. 1- Learning at Home Plan - 6

May 11- 15th, 2020. "Havin' fun in the sun in Gr. 1!"

Message from Mrs. B & Mrs. T

The next TWO WEEKS we're learning all about the sun! Be sure to get outside and enjoy the sun! Be ready to have fun in the sun, learn a few facts and make your own sun! Woo Hoo! Love Mrs. B and Mrs. T ☀

- ☐ Raz-Kids Reading Daily – Try to read 15-20 minutes/day.

Log into www.raz-kids.com. Teacher: "abouvier123" OR "jthomsonh"

- ☐ Monday ☐ Tuesday ☐ Wednesday ☐ Thursday ☐ Friday

- ☐ Math: - **Measurement Book- Pg. 1 and 2** "non-standard measuring"


- practice how to measure things WITHOUT a ruler! Use blocks, clips, crayons- all fun things!

Page 1

Non-Standard Measuring	
carpet	_____ feet
classroom	_____ feet
pencil	_____ paper clips
name tag	_____ paper clips
tissue box	_____ chains
paper	_____ chains
book	_____ cubes
number line	_____ cubes
desk	_____ dominoes
basket	_____ dominoes

Page 2

Standard Units of Measurement	Non Standard Units of Measurement



- ☐ Spelling Book: - **AR WORDS** this week- Unit 24- pgs. 52-53
- **ONG WORDS** this week- Unit 24- pgs. 52-53

- ☐ Journal - Write a full page (or more) in your **GREEN Journal**

☀ When it is sunny outside, I like to _____.

□ Spelling Focus for the Week:

- ar


Practise reading these words out loud. Print them on your white board!

CHALLENGE: Print the words in sentences in your SPELLING BOOK.

Regular	Challenge	Super
1. car	1. start	1. armful
2. far	2. shark	2. partner
3. dart	3. harder	3. arch
4. farm	4. farmer	4. sharpen
5. hard		
6. chart		
7. park		
8. star		



- Art Activity: Tulips love the Sun! Nicely colour + cut out your tulip!
You could glue it on a blue background & hang it up in your work space!



□ Novel Study: FRECKLE JUICE!

Tuesday/ Wednesday / Thursday on SEESAW you can WATCH

Mrs. Bouvier read this novel to you! There are some fun activities to go along with the videos! Would you like to drink Freckle Juice?

□ **FINISH IT UP!**

If you have a SECOND one of these "Cut & Stick activities" please "Finish It Up" and get it out of your slippery blue (plastic) work folder!

Go to page 4 ☺



SEESAW Activities: -Log into your Journal at Seesaw.ca.


- May 11
 - 1 - FOCUS: Read/ Respond- Measure with Paper Clips
 - 2 - FOCUS: Measuring with Paper Clips
 - ALSO- Check for PE/ French/ Music

- May 12
 - 3 - FOCUS: The Sun
 - 4 - FOCUS: Shark Attack! AR words
 - 5 - FOCUS: Freckle Juice Novel Ch. 1-2

- May 13
 - 6 - FOCUS: The Sun Song
 - 7 - FOCUS: Measuring Using Emojis
 - 8 - FOCUS: Freckle Juice Novel Ch. 3-4

- May 14
 - 9 - Clark The Shark- 'AR' words
 - 10 - The Visitation
 - 11 - FOCUS: Freckle Juice Novel Ch. 5-6

- May 15 NO SCHOOL!



Covid-19 Art Project: Brighten up a sidewalk with some **CHALK** 😊

Take your **RAINBOWS** and your **SUNS** outside! Use SIDEWALK CHALK or watch the video to make CHALK PAINT!



<https://safeyoutube.net/w/1Cz9>

Then go outside and make a design with a POSITIVE message to bring some cheer!



BONUS: Add a picture of your ARTWORK on Seesaw so we can use it for the website!



Be well~ Be good~ Be Kind! Love, Mrs. B & Mrs. T



The Below INDIGENOUS SUN materials are OPTIONAL:



In the classroom we learned about how Raven Stole the Light.

Look at the above Aboriginal SUN images. Talk about the SUN images with your parent. Here's some things to think and talk about....

What colours do you see?

Tell your parent how the Aboriginal people likely made the colours red, green, black, and in some cultures, blue.

What shapes do you see?

Can you pronounce the word "ovoid"?


It is the EYE shape!

Why do you think the SUN has a "human" face on it?

Think about how they pray to the "Spirit" Gods.

Which SUNS look more "male" or "female"? Why?

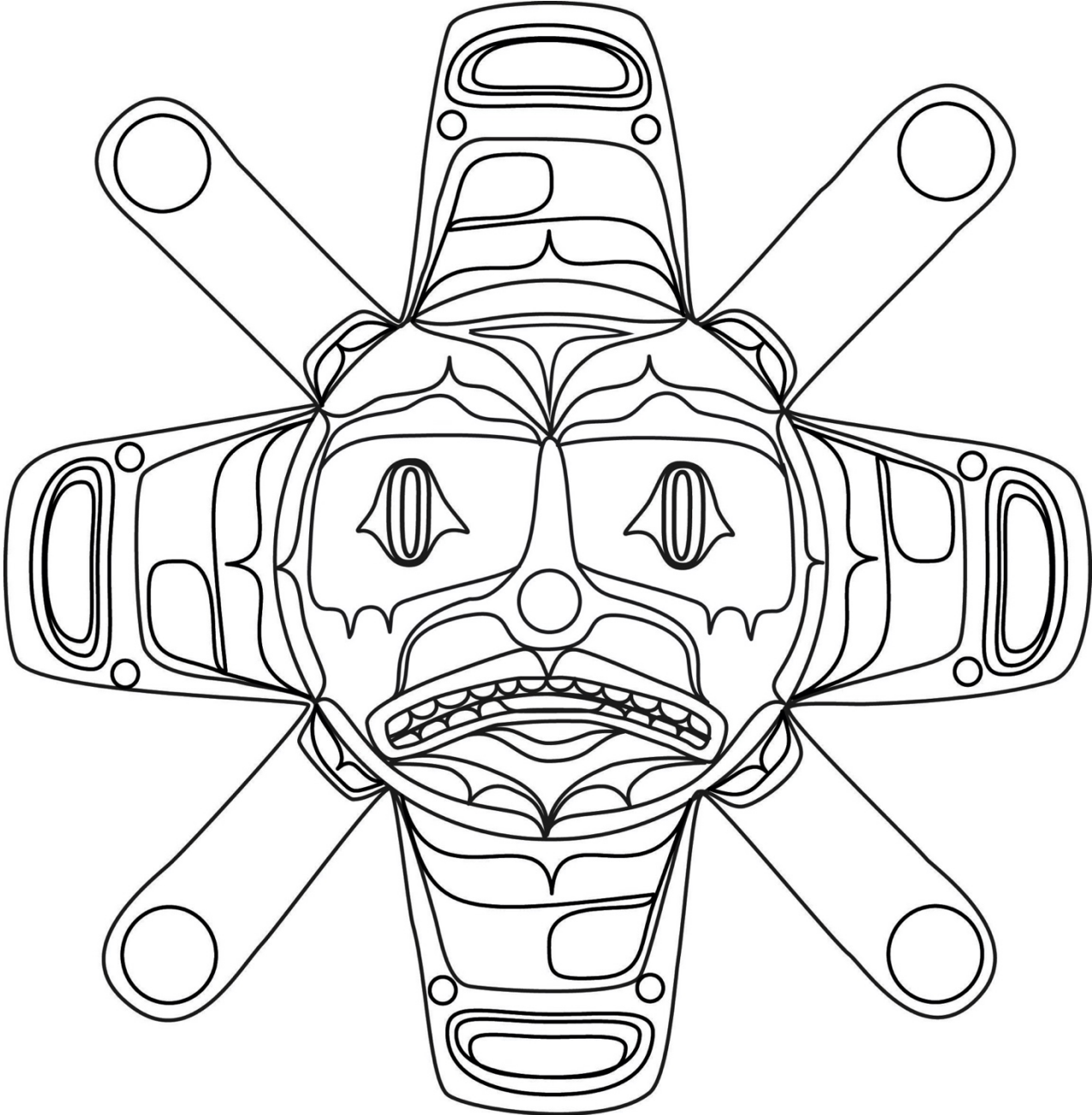
What do ALL the SUNS have in common?



Have a sun-sational time! ☀️

COLOUR THIS HAIDA SUN

BONUS- Add a picture of your colouring on SEESAW for your teacher to see.



Handwritten signature