



Gr. 1- Learning at Home Plan - 8

May 25th - 29th, 2020

Helpful Notes to Parents

We're off to the MOON this week!

SEESAW: Monday has a MUST DO ACTIVITY PLEASE! (Please & thank you!)


- please help your child complete their 3rd Term On-Line Learning Reflection
- your child's teacher will "copy and paste" this reflection onto the REPORT CARD
- PAGE 1 has suggestions for your child to thoughtfully complete their reflection
- PAGE 2- please help your child use TEXT BOXES (style= borderless), with BLACK INK please

Math: MEASUREMENT BOOKLET- Pages- 7, 8, 9, 10

- Page 4 introduces assorted "STANDARD" measurement tools **RULER!!**
- please show your child how to start in the "0 line" (not the edge of the ruler)
- please show your child how we SHORTEN the word CENTIMETRE to **cm** (as in 11 cm/ 4 cm)



Spelling Book: - **CK WORDS** this week- Unit 29- pgs. 62-63




Phonics: - **BLENDS**- pg 137- **sh & ck** AND pg. 138 **ng/ nk**

- pg 139, 140, 141 practises these sounds
- pg 142 (story) IS OPTIONAL/ can be OMITTED

PLAN (or SHOP) AHEAD! Thursday on SEESAW

The children are asked to use OREOS COOKIES (or use crackers, or even paper) to make the phases of the moon!



Classroom On-line Meeting


Gr. 1 THURSDAY, May 21st @ 10:00

Gr. 1A THURSDAY, May 21st @ 11:00

abouvier@sosschool.ca



jthomson@sosschool.ca



Gr. 1- Learning at Home Plan - 8

May 25 – 29th, 2020. We're OVER the MOON this week!

Message from Mrs. B & Mrs. T

This week we are so excited to be exploring the MOON! You will make a MOON Craft! Even MORE EXCITING- we'll be using our RULERS THIS WEEK!!! WOO HOO! Have Fun! Love Mrs. B and Mrs. T

- Raz-Kids Reading Daily – Try to read 15-20 minutes/day.

Log into www.raz-kids.com. Teacher: "abouvier123" OR "jthomsonh"

- Monday Tuesday Wednesday Thursday Friday

- Math: - Measurement Book- SKIP Page 3, DO Pages- 7, 8,9,10
- this week we are starting measuring in CENTIMETRES with our RULERS

- Journal – Please write a full page (or more) in your GREEN Journal
If I lived on the moon_____

- Spelling Focus for the Week:

- ck


Practise reading these words out loud. Print them on your white board!

CHALLENGE: Print the words in sentences in your SPELLING BOOK.

Regular	Challenge	Super
1. back	1. stuck	1. sticker
2. rack	2. black	2. locker
3. sock	3. crack	3. quick
4. lick	4. truck	4. checkers
5. luck		
6. neck		
7. peck		
8. duck		



- Spelling Book: - CK WORDS this week- Unit 29- pgs. 62-63



- Phonics Book: - BLENDS- pg 137- sh & ck AND pg. 138 ng/ nk
 - pg 139, 140, 141 practises these sounds
 - pg 142 (story) IS OPTIONAL/ can be OMITTED



SEESAW Activities: -Log into your Journal at Seesaw.ca.

- May 25
- 1 - FOCUS: 3rd Term Learning Reflection- **MUST DO!!**
 - 2 - FOCUS: Math- Comparing Lengths (nails)
- May 26
- 3 - FOCUS: LA- Smeds and the Smoos
 - 4 - FOCUS: Science/ Read About the Moon
 - 5 - FOCUS: Math- Subtraction Secret code 2
- May 27
- 6 - FOCUS: LA-Mickey the Chick
 - 7 - FOCUS: Science- The Moon Song
- May 28
- 8 - FOCUS: LA- Working with 'CK' words
 - 9 - FOCUS: Math- Measuring in CM
 - 10 - FOCUS: Moon Craft- Phases of the Moon (Oreos)
- May 29
- 11 - FOCUS: The Story of Mary
 - 12 - FOCUS: Science/ Art- Moon Walk
 - 13 - FOCUS: Science- Moon Facts (paper activity)

On MONDAY Check also for:

PE/ French/ Music

The Below INDIGENOUS MOON materials are OPTIONAL:



Look at the above Aboriginal MOON images. Talk about the MOON images with your parent. Here's some things to think and talk about...

What colours do you see? What shapes do you see?

Why do you think the MOON has a "human" face on it?

Think about how they pray to the "Spirit" Gods.

How are the MOON pictures the same as the SUN pictures (from Week 6)?

How are they DIFFERENT?

Which do you like better? The SUN images or the MOON images? Why?

The next page has an INDIGENOUS MOON for you to colour!

Have fun! 😊



Mrs. B coloured this moon!